


CDP SNAPSHOT REPORT 2021

Kadıköy

Your region Europe
Country Turkey
Final score A-

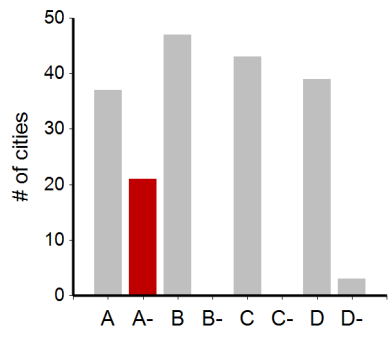
This snapshot report presents the score that Kadıköy received for its response to the Cities 2021 Questionnaire. CDP's scoring methodology has been developed to incentivize and better enable cities to measure and manage their environmental risks, impacts, and action. This report acts as a tool for gaining an overview of environmental performance and how the city's response can be improved in the future. Responses are scored using the [2021 CDP Cities Scoring Methodology](#). Scores are private to cities, although CDP will recognize and reward the highest scoring cities.

YOUR CDP FINAL SCORE



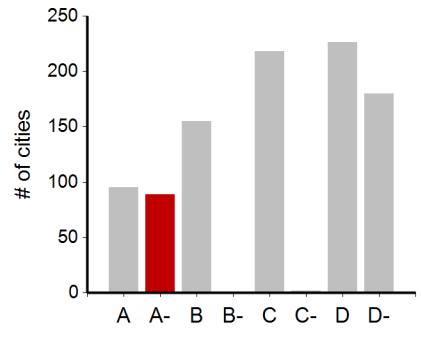
[Click here](#) for a detailed explanation of your score, along with recommendations and resources for cities who receive a Leadership band score

REGIONAL DISTRIBUTION



The bar chart above shows the count of scores achieved by cities in your region. The score for Kadıköy is shown in red.

GLOBAL DISTRIBUTION



The bar chart above shows the count of scores achieved by cities globally. The score for Kadıköy is shown in red.

INFORMATION REPORTED



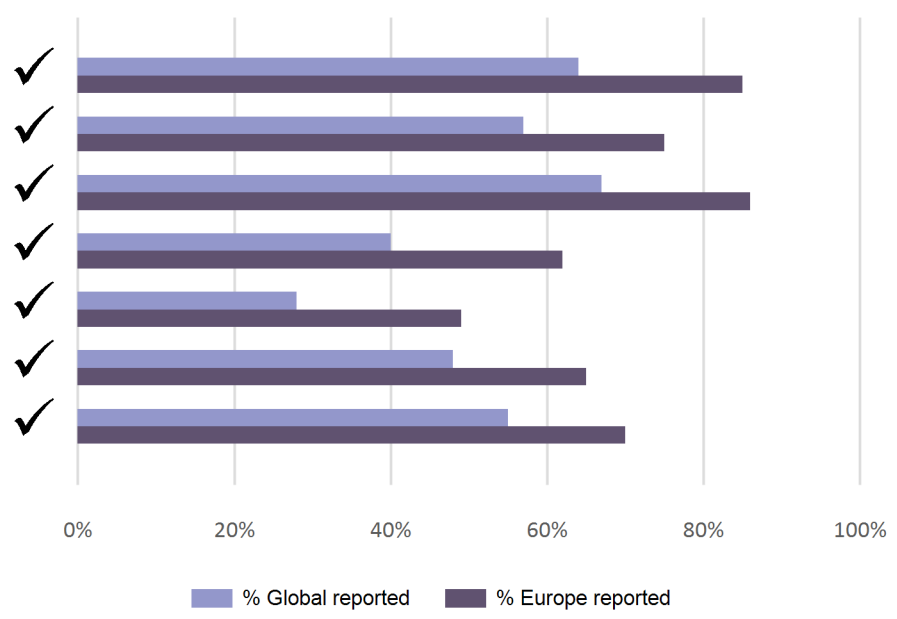
Your city is committed to the Global Covenant of Mayors for Climate & Energy.



Your city is committed to reduce its emissions by 40% by 2030

This chart indicates the information that was provided by your city in the 2021 Cities Questionnaire. A “✓” indicates that your city has reported* the information stated on the left-hand side while a “X” indicates that your city has not reported that information. The bars highlight the percentage of cities globally and within your region who have reported each type of information.

- City-wide emissions inventory ✓
- Risk/vulnerability assessment ✓
- Emissions reduction target ✓
- Renewable energy target ✓
- Energy efficiency target ✓
- Adaptation plan ✓
- Mitigation plan ✓



*Please note that a tick does not necessarily mean that you have passed the essential criteria checks for this information, just that your city reported the existence of this information.

THEMATIC SCORES

CDP has allocated the information provided in your city's response to Adaptation and Mitigation themes to assess your city's climate action. Note, cities that do not receive an overall score in Leadership (A or A-) will not qualify for an A in their Adaptation or Mitigation score. To see which sections of the questionnaire are assessed in either the Adaptation or Mitigation score, please refer to the [Scoring methodology](#).

Adaptation: Cities preparing for and adapting proactively to actual or expected impacts of climate change

YOUR ADAPTATION SCORE



Kadıköy's Adaptation score is higher than your regional average of B, and higher than the global average of D.

A Leadership level city has a clear understanding of future climate risks, they have implemented their adaptation plan and are progressing towards achieving their adaptation goals

Mitigation: Cities measuring and reducing emissions to enable a transition towards net zero

YOUR MITIGATION SCORE



Kadıköy's Mitigation score is higher than your regional average of C, and higher than the global average of D.

A Leadership level city has implemented their action plan and has made progress towards achieving ambitious emissions reduction targets and actions

RESOURCES

Explore Data: Explore all cities, states and regions' publicly reported information by accessing our [Open Data Portal](#)

Connect to Finance: Showcase relevant projects through our [Matchmaker Program](#)

Learn more about the Questionnaire: Read more on the topics highlighted here in the [Cities Guidance](#)

Understand the Scoring Methodology: Read more about the scoring process and [Scoring Criteria](#)

Understand how to improve on your score: Read more on what is expected from each scoring band in the [Next Steps Document](#)

Learn and Progress: Request a score feedback call, email: citiesEMEA@cdp.net

Find more about CDP Cities at <https://www.cdp.net/en/cities>